

Manual motor starters

Series Mbs25



Basic breaker
without auxiliary
switches

b-release [A]	s-release [A]	Cat. No.	Ref. No.	Pack.
0.1 - 0.16	1.9	Mbs25-001	254168	1
0.16 - 0.25	3	Mbs25-002	254174	1
0.25 - 0.4	4.8	Mbs25-004	254180	1
0.4 - 0.63	7.5	Mbs25-006	254189	1
0.63 - 1	12	Mbs25-010	254198	1
1 - 1.6	19	Mbs25-016	254209	1
1.6 - 2.5	30	Mbs25-025	254220	1
2.5 - 4	48	Mbs25-040	254231	1
4 - 6.3	75	Mbs25-063	254244	1
6.3 - 10	120	Mbs25-100	254256	1
10 - 16	190	Mbs25-160	254266	1
16 - 20	240	Mbs25-200	254275	1
20 - 25	300	Mbs25-250	254282	1

Version for transformer
without auxiliary
switches

b-release [A]	s-release [A]	Cat. No.	Ref. No.	Pack.
0.1 - 0.16	3.4	Mbs25-001T	254169	1
0.16 - 0.25	5.5	Mbs25-002T	254175	1
0.25 - 0.4	8.8	Mbs25-004T	254183	1
0.4 - 0.63	13	Mbs25-006T	254191	1
0.63 - 1	21	Mbs25-010T	254200	1
1 - 1.6	33	Mbs25-016T	254212	1
1.6 - 2.5	56	Mbs25-025T	254222	1
2.5 - 4	80	Mbs25-040T	254234	1
4 - 6.3	120	Mbs25-063T	254247	1
6.3 - 10	190	Mbs25-100T	254258	1
10 - 16	300	Mbs25-160T	254268	1
16 - 20	390	Mbs25-200T	254276	1
20 - 25	390	Mbs25-250T	254284	1

Motor protective circuit breaker Mbs25

Short-circuit breaking capacity acc. to IEC 947-2

b-release setting range [A]	230 V			400 V			415 V			500 V			690 V		
	Icu [kA]	Ics [kA]	max. fuse (gL/gG) [kA]	Icu [kA]	Ics [kA]	max. fuse (gL/gG) [kA]	Icu [kA]	Ics [kA]	max. fuse (gL/gG) [kA]	Icu [kA]	Ics [kA]	max. fuse (gL/gG) [kA]	Icu [kA]	Ics [kA]	max. fuse (gL/gG) [kA]
0.1 - 0.16	65	65	(1)	65	65	(1)	65	65	(1)	65	65	(1)	42	42	(1)
0.16 - 0.25	65	65	(1)	65	65	(1)	65	65	(1)	65	65	(1)	42	42	(1)
0.25 - 0.4	65	65	(1)	65	65	(1)	65	65	(1)	65	65	(1)	42	42	(1)
0.4 - 0.63	65	65	(1)	65	65	(1)	65	65	(1)	65	65	(1)	42	42	(1)
0.63 - 1.0	65	65	(1)	65	65	(1)	65	65	(1)	65	65	(1)	1	1	20
1.0 - 1.6	65	65	(1)	65	65	(1)	65	65	(1)	65	65	(1)	1	1	20
1.6 - 2.5	65	65	(1)	65	65	(1)	10	5	25	3	1.5	25	1	0.5	20
2.5 - 4	65	65	(1)	10	5	35	10	5	35	3	1.5	35	1	0.5	25
4 - 6.3	65	37.5	(1)	10	5	50	10	5	50	3	1.5	50	1	0.5	35
6.3 - 10	10	5	80	4	2	80	4	2	80	3	1.5	50	1	0.5	35
10 - 16	6	3	80	4	2	80	3.5	1.7	80	3	1.5	63	1	0.5	35
16 - 20	6	3	80	4	2	80	2.5	1.2	80	1.5	0.7	63	1	0.5	50
20 - 25	6	3	80	4	2	80	2.5	1.2	80	1.5	0.7	63	1	0.5	50

(1) No fuse necessary up to the indicated current values of Icu bzw. Ics.

If the short circuit current is higher than the short-circuit breaking capacity, it is necessary to use a fuse.

To increase the short circuit breaking capacity, the manual motor starter Mbs25 can be combined with the limiter type id 50.

Following are the values for the short-circuit capacity with this combinator:





Motor protective circuit breaker Mbs25 + Rapid module id50

Short-circuit breaking capacity acc. to IEC 947-2

Short-circuit breaking capacity I _n [A]	230 V		400 V	
	Icu [A]	Ics [A]	Icu [A]	Ics [A]
< 2.5	65	65	65	65
< 6.3	65	65	50	50
< 25	50	50	50	50




Manual motor starters

Accessories for series Mbs25

	Description	Cat. No.	Ref. No.	Pack.
 <p>Aux. switch block type HS 9</p>	For side mounting			
	1NO, 1NC	HS 9.11-Mbs25	254488	1
	2NO	HS 9.20-Mbs25	254495	1
	1NO (early make), 1NC	HS 9V.11-Mbs25	254499	1
	2NO (early make)	HS 9V.20-Mbs25	254502	1
	To increase contact reliability with small voltages 4 - 30V and 4 - 100mA, 1 C/O	HS 9K.001-Mbs25	254519	1
 <p>Aux. switch block type HS 10</p>	For internal mounting			
	1NO, 1NC	HS 10.11-Mbs25	254515	1
<p>Trip indication switch type HS 10R</p>	For internal mounting			
	1NO	HS10R.10-Mbs25	254504	1
	1NC	HS10R.01-Mbs25	254511	1
<p>PE- and Neutral conductor block</p>	For side mounting			
	Complete with through PE and N conductors Wiring cross section 0.75 - 2.5mm ²	PE/N-Mbs25	254459	1
 <p>Shunt trip type a</p>	For internal mounting			
	AC 220/230V 50Hz, 240V 60Hz	a51-Mbs25	254413	1
	AC 380/400V 50Hz, 440V 60Hz	a52-Mbs25	254414	1
	AC 110V 50Hz, 120V 60Hz	a53-Mbs25	254415	1
<p>Terminal clamps</p>	For side mounting			
	4 terminals for a- or r-release	KPS-Mbs25	254460	1
<p>Undervoltage release type r</p>	For internal mounting			
	AC 220/230V 50Hz, 240V 60Hz	r51-Mbs25	254396	1
	AC 380/400V 50Hz, 440V 60Hz	r52-Mbs25	254397	1
	AC 110V 50Hz, 120V 60Hz	r53-Mbs25	254398	1
 <p>Rapid-Module type id 50</p>	For individual or group protection			
	increases the breaking capacity of the Mbs25 up to I _{cu} 42kA/3~ 400 V; I _u = 32A in combination with Mbs25	id50-Mbs25	254525	1
<p>3 phase insulated busbar section type d</p>	Fully insulated, U_i = 690 V; I_u = 63 A, for Mbs25 with HS 9			
	with 2 devices 3-phase, 99mm long	d21-Mbs25	254540	1
	with 3 devices 3-phase, 154mm long	d31-Mbs25	254545	1
	with 4 devices 3-phase, 208mm long	d41-Mbs25	254533	1
	with 5 devices 3-phase, 262mm long	d51-Mbs25	254535	1

Manual motor starters

Accessories for series Mbs25

	Description	Cat. No.	Ref. No.	Pack.
Protective cover	3-pole for unused busbar terminations	d-BSK	254542	1
Terminal block type db	Fully insulated, U_i = 690 V; I_u = 63 A 3-pole for 3-phase insulated busbar section type d	db	254537	1
 Moulded enclosure type i	Surface mounting Protection degree IP41	i41	254430	1
	Protection degree IP55	i55	254435	1
	Kit IP 55 for enclosure IP41	i-IP41/55	254452	1
Enclosure type gi	Especially for the American and Canadian market Protection grade IP 55 with NPT-threads 2 x 1/2" and 2 x 3/4"	gi55	254522	1
 Moulded front plate type it	Flush mounting Protection degree IP41	it41	254441	1
	Protection degree IP55	it55	254445	1
	Kit IP 55 for front plate IP41	it-IP41/55	254455	1
Neutral conductor	For enclosure and front plate	i/it-N	254449	1
Padlocking device	For enclosure IP41 and front plate (colour yellow) for 3 padlocks in the OFF position	i/it-SV	254422	1
 Emergency OFF device	For enclosure IP41 and front plate IP41 Mushroom head latched, pull to release	i/it-PTZ	254424	1
	For enclosure IP41 and front plate IP41, protection degree IP55, red pushbutton with yellow backplate Mushroom head key lockable (fact. ass.), release with key	i/it-PTS	254427	1
	For enclosure IP41 and front plate IP41 Mushroom head transient	i/it-PTT	254428	1